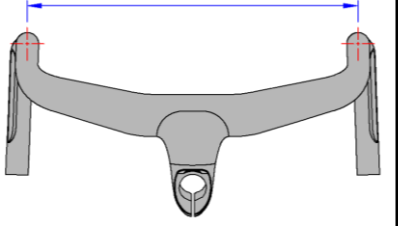
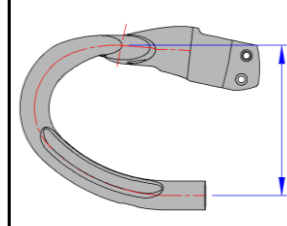
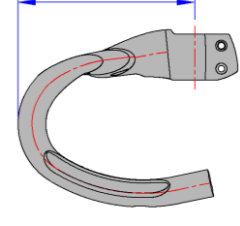
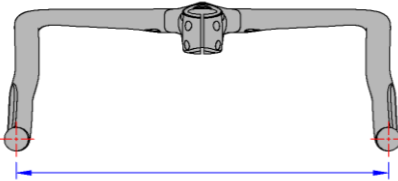


|   | BarWidth   | Shifter Width   | Outward Bend  | Reach   | Drop  | Stem/HB Reach  |
|---|--|---|---|---|---|--|
| integrated handlebar Size                           |  |  |  |  |  |   |
| <b>VISION</b>                                       |  | -   | -   | -   | -   | -  |
| <b>Metron 5D Integrated SB-KO-i310XS/Di2</b>        | 360W+10,380W+10mm  | 348.7,368.6mm   | 2°  | 70  | 120   | 151.1(360x80mm)<br>161(380x90mm)   |
| <b>Metron 5D Integrated SB-KO-i310S/Di2</b>         | 400W+10,420W+10,440W+10mm  | 389.5,409.5,429.5mm   | 2°  | 80  | 125   | 179(400x100mm)<br>189(400x110mm)<br>199(400x120mm)<br>209(400x130mm)<br>179(420x100mm)<br>189(420x110mm)<br>199(420x120mm)<br>209(420x130mm)<br>179(440x100mm)<br>189(440x110mm)<br>199(440x120mm)<br>209(440x130mm) |
| <b>Metron 6D Integrated SB-KO-i360S/Di2</b>         | 400W+10,420W+10,440W+10mm  | 387.5,407.5,427.5mm   | 2°  | 80  | 125   | 166(400x90mm)<br>176(400x100mm)<br>176(420x100mm)<br>186(420x110mm)<br>199(420x120mm)<br>206(420x130mm)<br>206(440x130mm)  |
| <b>Metron 5D ACR Integrated SB-KO-i320S/Di2/ACR</b> | 400W+10,420W+10,440W+10mm  | 389.5,409.5,429.5mm   | 2°  | 80  | 125   | 177.4(400x100mm)<br>187.2(400x110mm)<br>197(400x120mm)<br>187.2(420x110mm)<br>197(420x120mm)<br>206.8(420x130mm)<br>206.8(440x130mm)   |